

TORMAX T1 Series

Automatic Swing Door Systems



★★★★★
TORMAX



TORMAX T1 Series

Automatic swing door systems

TORMAX T1 swing door systems cover a wide scope and can be adapted to all kinds of situations, from new installations to retrofits.

The swing door construction with hinges and doorframes is both simple and effective in daily use. It is ideal for closing doorways tightly and securely with a comparatively low technical effort, designing doors flush with the facade, ensuring barrier-free access, fitting escape routes with safe exits or automating existing doors in residential buildings.

Choose a TORMAX T1 swing door for a durable solution at the leading edge of technology.



TORMAX T1 Series

The complete range of automatic swing door systems

> TORMAX T1 opac

Swing doors with non-transparent leaves, from standard models to highly sophisticated applications

> TORMAX T1 classic

Glass swing doors with solid frames and versatile functionality

> TORMAX T1 contour

Glass swing doors with slim profiles and large glass surfaces

> TORMAX T1 infinite

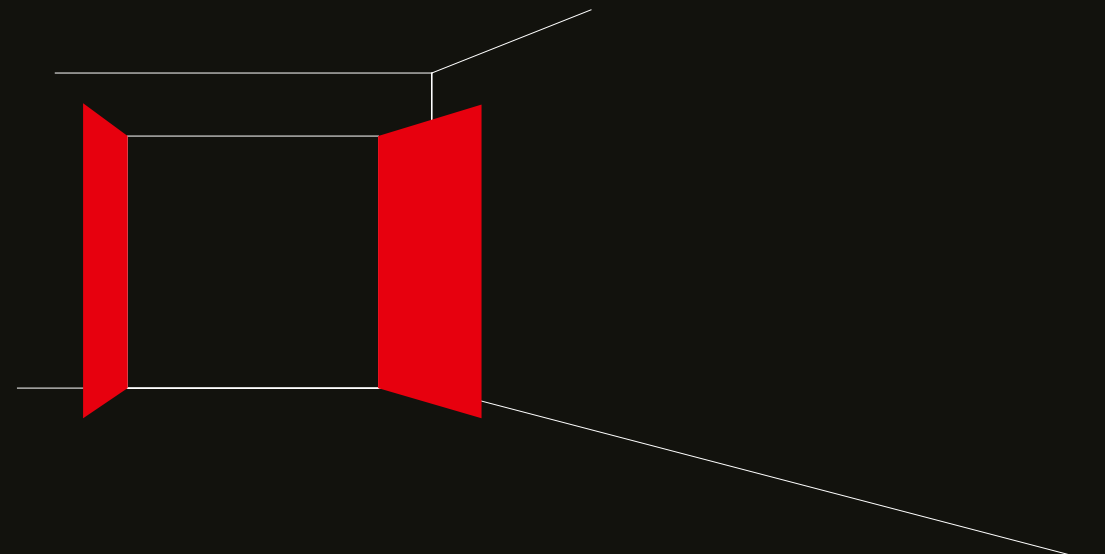
All-glass swing doors with invisible drives for flawless aesthetic design



TORMAX T1 opac

Swing doors with
non-transparent leaves

- › Door leaves in wood, composite, steel or any other material and various surfaces and finishes, optionally available with personal choice of digital prints in high-resolution and brilliant quality
- › Optimum automation of any type of swing door – from existing interior doors to customised high tech doors
- › Various applications available either individually or in combination: fire-rated, smoke-tight, burglary resistant, hermetically sealed, radiation protected, damp and wet room proofed, sound or thermally insulated

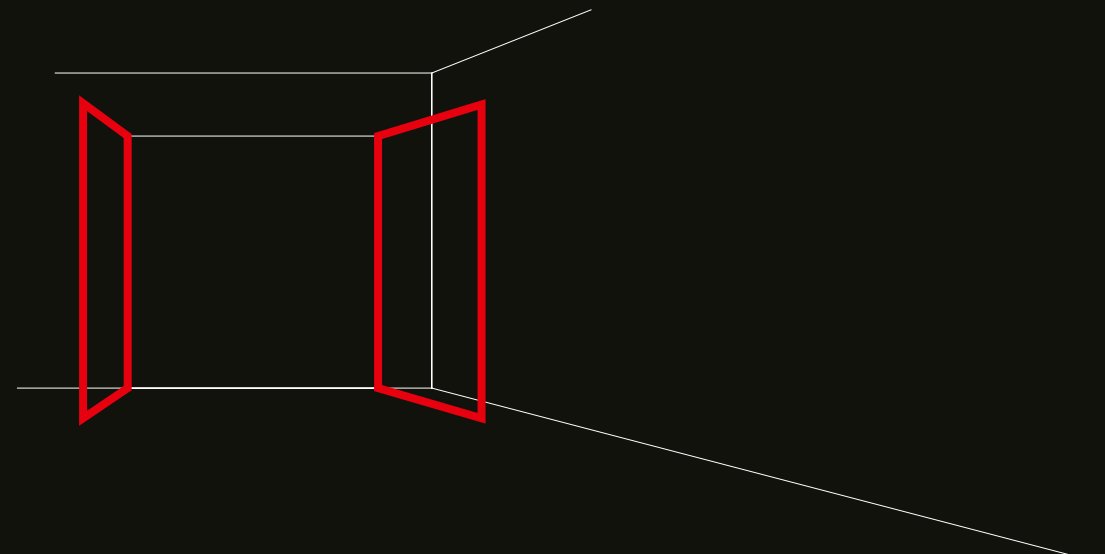




TORMAX T1 classic

Glass swing doors with solid frames

- › Unrivalled range of TORMAX swing door drives combined with a free choice of solid-framed glass doors
- › Suitable for swing doors that need to bear high mechanical or physical loads or form part of a demanding facade structure
- › Available for applications such as fire and smoke doors, rescue and escape routes, burglary resistant and thermally insulated doors

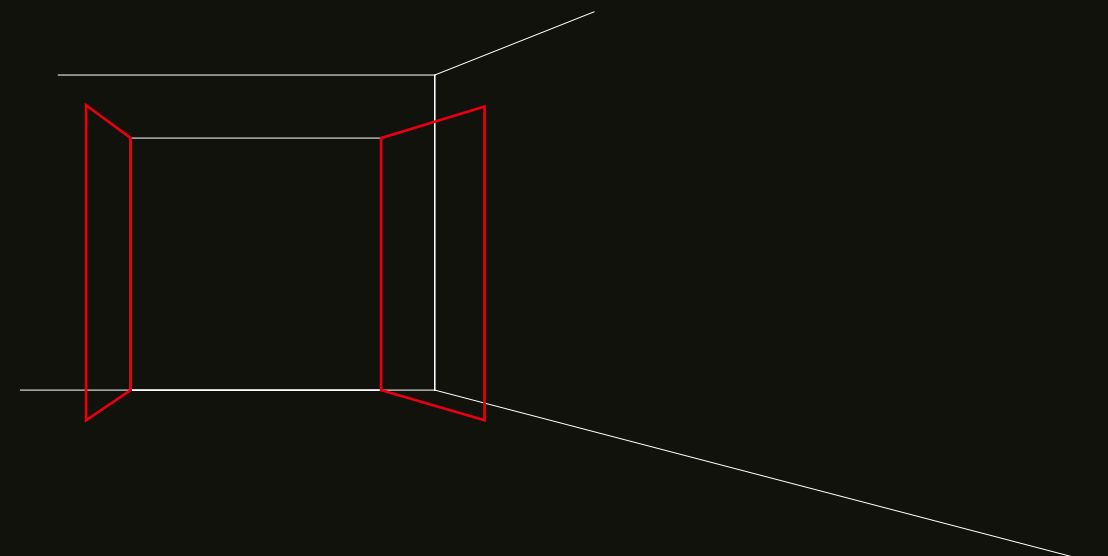




TORMAX T1 contour

Glass swing doors with slim profiles

- › Maximum transparency with no need to compromise on the functionality of a door thanks to slim, carefully crafted profiles and large glass surfaces
- › The door frames form an integral part of the architectural design, as the profiles can be produced in different colours and surface treatments as required
- › Available for applications such as fire and smoke doors, rescue and escape routes, burglary resistant and thermally insulated doors

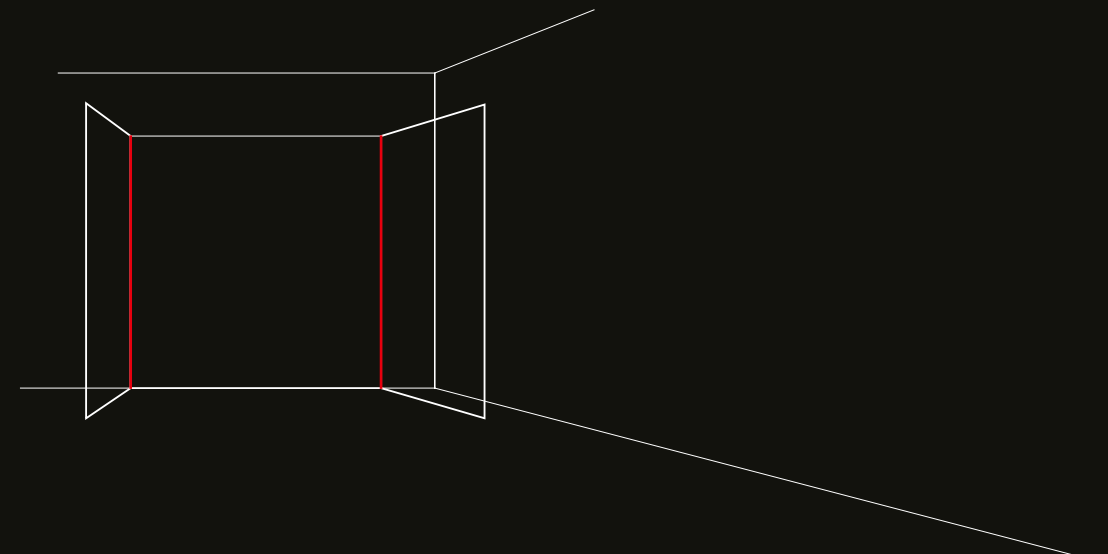




TORMAX T1 infinite

All-glass swing doors
with invisible drives

- › Frameless glass doors that open and close as if operated by an unseen hand. The drive units are mounted out of sight in the floor or concealed in the lintel, and the door leaf mountings are barely noticeable
- › This maximum transparency grants architects the scope to design an entrance without the visual distraction otherwise associated with door automation
- › Also available for rescue and escape routes



Applications

Modular configuration of automatic swing doors

The TORMAX T1 Series comprises a wide range of modular applications that can be combined and configured to create an automatic swing door system that meets your specific needs.

Essential

Each TORMAX T1 Series swing door is built with passion and accuracy, even if it is just a simple standard door with no special functionality. The basic TORMAX T1 swing door goes by the name of *essential*.



Therm

Thermally broken door profiles combined with insulating safety glass or other low thermal transmittance door leaves keep out either the cold or the heat. As such, they increase energy efficiency and the level of comfort within a given building.



Fire

The fire application combines the convenience of an automatic door with the functionality of a fire and/or smoke protection door. In daily use, TORMAX fire doors remain open or operate as normal automatic doors. In the event of a fire, the doors close safely by way of a spring to prevent the spread of fire and smoke. Escaping persons can open the doors manually.



Escape

With the escape application, TORMAX T1 swing door systems operate as safe emergency exits. They comprise either a swing door that opens in the direction of escape or – if this is technically not possible – breakout door leaves that swing out in the direction of escape. Note that escape routes are subject to local regulations.





Secure

TORMAX T1 swing doors are available with various burglary protection packages that meet the strictest security requirements.



Acoustic

A sound insulation door is the right choice where silence and confidentiality matter. It effectively reduces acoustic disturbance and can be tailored specifically to your project.



Radiation

Radiation protection doors are available in various designs and can be combined with an additional hermetic seal or with sound insulation.



Hermetic

TORMAX hermetic swing doors ensure absolutely tight sealing to meet the strict requirements of operating theatres, radiology rooms, quarantine zones, laboratories and clean rooms in both research and industry.



Humid

Damp-room doors are used for rooms with very high short-term air humidity (up to 100 %) and short-term exposure to splash water or condensation. These doors are best suited for hotel rooms, residential homes and sanitary facilities with poor air ventilation.



Wet

Wet-room doors are exposed to dripping water for extensive periods of time as well as to body care products and aggressive floor and tile detergents. These doors are typically used in public showers and baths and in hotel wellness facilities.



Visible and invisible drive solutions

The perfect fit

The wide range of TORMAX drive systems opens up new possibilities in swing door automation for straightforward and uniquely challenging projects alike. The drive is the heart of every TORMAX T1 swing door system and can be made to suit your needs in any given situation.



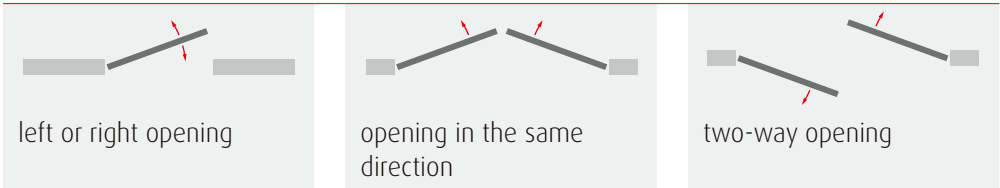
Visible drive solutions

Drive system	TORMAX 1102	TORMAX 1201	TORMAX iMotion 1301
Characteristics	Slim drive for light to medium weight doors	Slim drive for heavy, wide doors	Compact drive with excellent performance
Mounting positions	on lintel or door leaf	on lintel or door leaf	on lintel or door leaf
Motor	DC	DC	AC synchronous
Controls	Programmable, extendable with modules, networkable		
Door weight (kg)	125	250	600
Door width (m)	1.1	1.4	1.6
Wind speed (km/h)	25	60	80
Optional IP68 and IP65 certification		•	•

Invisible drive solutions

TORMAX iMotion 1302	TORMAX iMotion 1401
Drive fully embedded in door lintel	Underfloor drive with excellent performance
embedded in the ceiling or lintel	embedded in the floor or on cellar ceiling
AC synchronous	AC synchronous
Programmable, extendable with modules, networkable	
250	600
1.2	1.6
25	80
	•

Type of opening



TORMAX T1 Series

Overview

TORMAX T1 swing door systems are very adaptable. That is why they are always based on a project and configured to the needs of a specific situation, wherever this may be: in a hotel, restaurant, shopping centre, retail store, office building, hospital, nursing home, laboratory, school or a cultural building.

		TORMAX T1 opac	TORMAX T1 classic	TORMAX T1 contour	TORMAX T1 infinite
Characteristics		Swing doors with non-transparent leaves	Glass swing doors with solid frames	Glass swing doors with slim profiles	All-glass swing doors with invisible drives
Applications	essential	•	•	•	•
	therm	+	+	+	+
	fire	+	+	+	+
	escape	+	+	+	+
	secure	+	+	+	
	acoustic	+	+	+	+
	radiation	+	+	+	
	hermetic	+	+	+	
	humid	+	+	+	+
	wet	+	+	+	+
• standard + option					

Drive operating types

Full power	Multiple sensors ensure fully automatic, secure and contactless operation for maximum convenience and fast opening speeds
Push & go	The automatic door is activated by a gentle push on the door handle and closes automatically after the user has passed through the doorway
Power assist	The door is opened manually with the assistance of a finely controlled and precise assisting force of the drive system, and then closes again automatically
Low energy	Automatic door setting with reduced energy and gentle force that reacts immediately when encountering an obstacle
Manual	Manual door operation with a door closer that also operates in a powerless state



Why choose TORMAX?

A fully installed automatic swing door system may look straightforward at first sight but there are many components and options you need to consider for the perfect fit.

An experienced partner will be able to tell you exactly what you need to make sure you get it just right. TORMAX has been a leading expert in swing door systems ever since it installed the first automatic door in Europe back in 1951. We have successfully mastered all tasks, no matter how challenging they were, ever since.

All door systems in the T1 Series are designed, engineered and manufactured by TORMAX. Find out more about the benefits of a TORMAX T1 swing door system on the following pages.



Design

From standard to unique solutions

Drive technology

Experts in drive systems

Safety

Uncompromising, highly certified

Quality

Convincing performance on all accounts

Security

Protecting people and property

Accessibility

Simple and equitable for all users

Sustainability

Long lifecycle, low environmental impact


Service

Convenience throughout the lifecycle

Design

From standard to unique solutions

- › We have the skills and the passion to translate your idea into a visually and functionally superior door system
- › Standard and tailor-made solutions, including extra-tall and heavy doors
- › Invisible drives that act directly on the rotational axis to automate any type of door design, including doors in listed historical buildings
- › Freely positionable rotational axis for unique pivot door designs
- › Free choice of shape, material, surface treatment
- › Optional digital prints in high-resolution, brilliant quality on door leaves



Drive technology

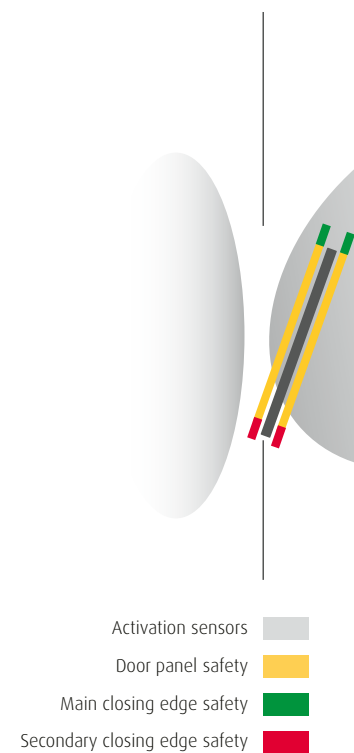
Experts in drive systems

- › TORMAX drive systems: the global benchmark for innovative door automation since 1951
- › In-house engineering and manufacturing of brushless electric motors
- › High-powered, wear-free and highly efficient synchronous motors
- › Exceptionally smooth, quiet and reliable operation due to high torque drives
- › Intelligent control system ensures consistent rotational motion regardless of wind and temperature conditions
- › Freely adjustable speed, torque and motion sequence



Safety

Uncompromising, highly certified



- › Smart sensors and safety features detect people and prevent direct physical contact and injuries, such as trapped fingers
- › Escape route options
- › Door leaf reverses immediately if it meets with resistance
- › Secondary closing edges are protected against pinching
- › Certified according to the latest safety standards EN 16005, DIN 18650, CE, UKCA, UL 325, UL 228, UL 10C, CAN/ULC S104, NFPA 252 with relevant approvals by accredited certification bodies



Quality

Convincing performance on all accounts

- › Engineered, manufactured, preassembled and tested at a TORMAX factory
- › Tough quality testing of each drive before it leaves the factory
- › End-to-end TORMAX quality assurance
- › Innovative, durable and low maintenance door systems
- › Installation and on-site adjustment of pre-assembled modules by certified TORMAX technicians
- › Certified to ISO 9001:2015 in engineering, manufacturing, installation and service of electric drives and automatic door systems



Security

Protecting people and property


- › Secure and convenient entrances that present an elegant integral aspect of the building
- › Seamless integration with access control systems
- › Configuration to specific security requirements
- › Access control with card or fingerprint readers or any other device
- › Secure locking and glazing solutions
- › Emergency stop and locking
- › Emergency opening or closing mechanism
- › Certified burglary protection according to various resistance classes



Accessibility

Simple and equitable for all users

- › Accessible for all: TORMAX automatic door systems adapt intelligently to the needs of a diverse society and are simple to use
- › Solutions for all doorway types in public buildings, offices and private homes
- › Longer hold-open time for elderly people and wheelchair users
- › Various retrofit and refurbishment options to make buildings accessible



Sustainability

Long lifecycle, low environmental impact


- › Built-in sustainability thanks to quality and durability: fewer replacements, lower raw material consumption and a smaller CO₂ footprint than with other brands
- › Door panels with very low thermal transmittance values increase energy efficiency
- › Default stand-by modes with minimized power consumption
- › Use of recyclable materials and recycling at licensed facilities
- › Eco-friendly packaging



Service

Convenience throughout the lifecycle

- › Professional maintenance and repair service quality provided by factory-trained TORMAX Service technicians
- › Service technicians available at all times
- › Fleet well-stocked with original TORMAX spares
- › Very low Service costs over the lifecycle compared to other brands due to exceptionally long operating life, wear-free motors, reliable technology, fewer breaks and service calls
- › TORMAX Service contracts ensure ongoing reliability and minimize the risk of an untimely breakdown
- › Your one-stop shop for all automatic door servicing needs and brands



the passion to drive doors

TORMAX installed Europe's first automatic door in 1951. Today, we are a leading manufacturer of automatic pedestrian and industrial door systems, distinguished by technologically advanced, reliable and innovative solutions.

As an independent Swiss industrial group with global operations, we offer the full range of automatic pedestrian and industrial door systems and ensure their reliable operation throughout their service life.

TORMAX will be pleased to advise you about suitable door systems and support you from design to manufacturing, supervising construction, installation and service.

Get in touch with TORMAX!

www.tormax.com